


 **SUZUKI**

# ***BURGMAN 400***



# BURGMAN 400

# SPECIFICATIONS



Y9E:  
Pearl Steel Blue Gray

22U:  
Candy Academy Maroon

Y7L:  
Candy Saturn Black

Y2D:  
Metallic Flash Silver


Y9G:  
Pearl Pluto Green

<b>Engine type</b>	Liquid-cooled, 4-stroke, single-cylinder, 4-valve	<b>Wheels</b>	<b>Front</b> 3.00 x 13 inches, cast aluminum-alloy
<b>Bore x stroke</b>	83.0 x 71.2mm	<b>Brakes</b>	<b>Rear</b> 3.50 x 13 inches, cast aluminum-alloy
<b>Displacement</b>	385cc	<b>Front</b>	260mm single hydraulic disc
<b>Compression ratio</b>	10.2:1	<b>Rear</b>	210mm single hydraulic disc
<b>Carburetion</b>	CVK36	<b>Tires</b>	<b>Front</b> 110/90 13M/C
<b>Ignition</b>	Digital electronic (Full Tr)	<b>Rear</b>	130/70 13M/C
<b>Starter system</b>	Electric	<b>Fuel tank</b>	13.0l
<b>Lubrication system</b>	Wet sump	<b>Overall length</b>	2,260mm (89.0 inches)
<b>Transmission</b>	Variable ratio, V-belt drive	<b>Overall width</b>	765mm (30.1 inches)
<b>Primary drive ratio</b>	2.203 - 0.854 (variable change)	<b>Overall height</b>	1,365mm (53.7 inches)
<b>Final drive ratio</b>	6.168	<b>Wheelbase</b>	1,590mm (62.6 inches)
<b>Frame type</b>	Pipe under bone, steel	<b>Ground clearance</b>	120mm (4.7 inches)
<b>Rake/trail</b>	27 degrees/106mm (4.2 inches)	<b>Seat height</b>	695mm (27.4 inches)
<b>Suspension</b>	<b>Front</b> Inverted telescopic, 41mm inner tube	<b>Dry weight</b>	174kg (384 lbs)
	<b>Rear</b> Swingarm, progressive linkage, fully adjustable spring preload		


# FEATURES



Parking brake lock



Ignition switch with magnetic cover



Removable wide passenger footpeg

Specifications shown have been achieved by production models under standard operating conditions. Data is intended to describe the motorcycle fairly but may not apply to every machine. Suzuki reserves the right to change specifications, equipment, materials, colour or any other item without notice. Actual colours may differ from the colours printed in this brochure. Please confirm the full specification of a particular machine with your Dealer, prior to purchase. All details correct at time of going to print.

For more information, contact your local Authorised Suzuki Dealer or telephone the 24 hour hotline: 01892 707001 [www.suzuki.co.uk](http://www.suzuki.co.uk) Suzuki Information Department, P.O.Box 56, Tunbridge Wells, Kent TN1 2XY.

- Always wear approved helmet, eye protection and protective clothing.
- Read and understand the Owner's Manual before riding on the machine.
- Never ride under the influence of alcohol or other drugs.

Date of Preparation - November 1998

MB9AN400-BROCH



**SUZUKI**  
Ride the winds of change